

Scaled data based on original data using
LM-79-08 Approved Method: Electrical and Photometric Measurements of Solid-
State Lighting Products

Test Report Prepared for
Cooper Lighting Solutions
(formerly Eaton)

Brand: McGRAW-EDISON

Report Number: P386082

Luminaire Tested: **GWC-SA1D-722-U-SLL-HSS**

Issue Date: 3/3/2020

Test Information

Test Method: LM-79-08
Report Number: P386082
TEST IS SCALED FROM IESNA LM-79-08 TEST DATA (G2-1903-205-27)
Test Lab: INNOVATION CENTER
Issue Date: 3/3/2020
Manufacturer: COOPER LIGHTING SOLUTIONS (FORMERLY EATON)
Product Line: MCGRAW-EDISON
Catalog Number: GWC-SA1D-722-U-SLL-HSS
Description: GALLEON WALL LUMINAIRE
(1) 70 CRI, 2200K, 1200mA LIGHTSQUARE WITH 16 LEDS AND SPILL LIGHT
ELIMINATOR LEFT OPTICS WITH HOUSE SIDE SHIELD
Light Source: -
Ballast/Driver: ELECTRONIC DRIVER

Summary

Lumens per Lamp: N/A
Luminaire Lumens: 4517 lumens
Efficiency: N/A
Efficacy: 68.4 lumens/watt
Luminous Opening: Rectangular (W 0.5' x L: 0.5' x H: 0')
IES Classification: Type III - Medium
BUG Rating: B1 - U0 - G1

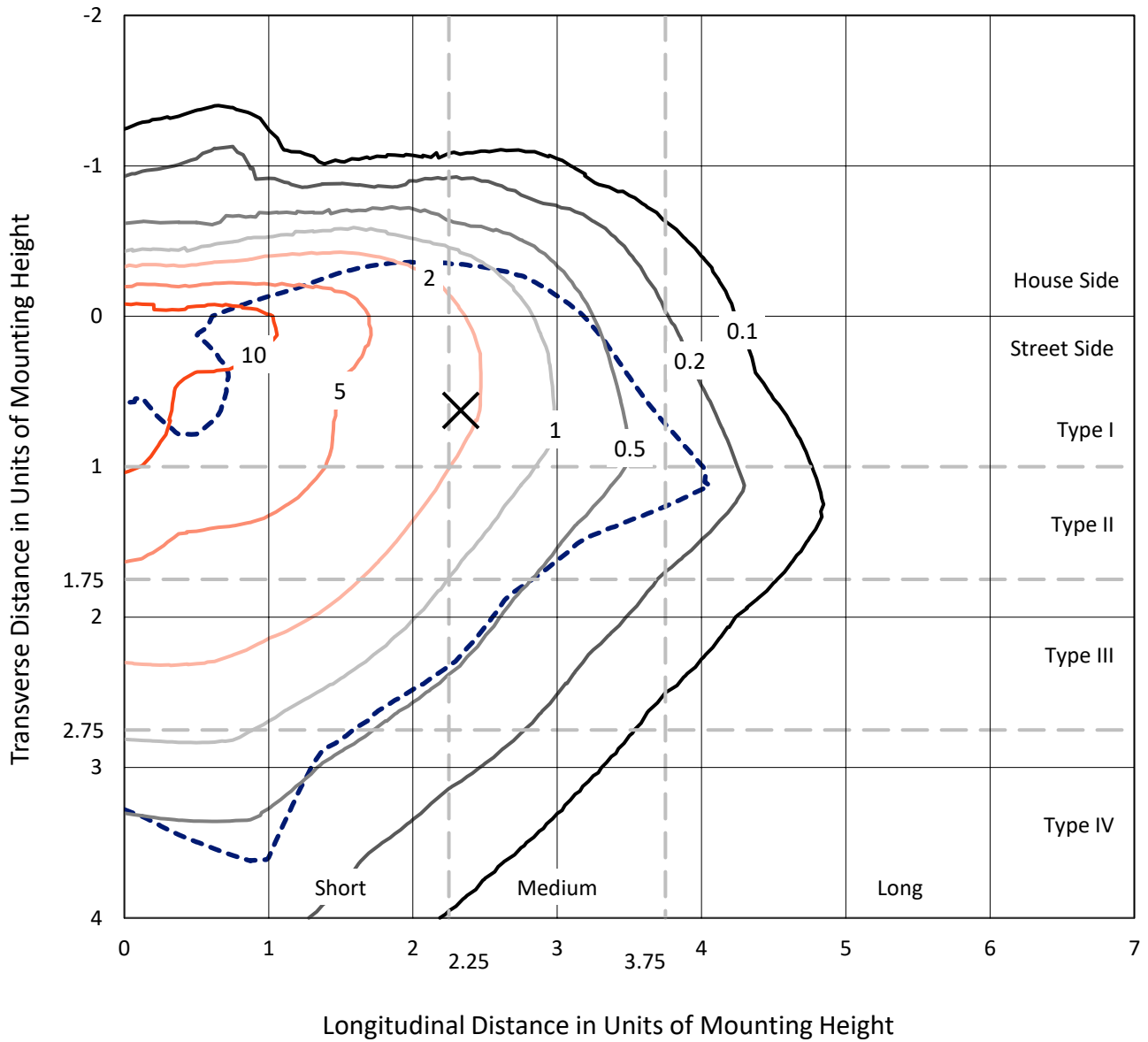
Input Watts (W): 66
Input Voltage (V): NR
Input Current (Ain): NR
Voltage Rise (V): NR
Power Factor: NR
Total Harmonic Distortion (THDi): NR
Frequency (hertz): 60
Stabilization Time: NR
Operation Time: NR
Ambient Temperature (°C): NR
Test Distance: 24 FT



REPORT NUMBER: P386082
 CATALOG NUMBER: GWC-SA1D-722-U-SLL-HSS

Iso-Footcandle Lines of Horizontal Illumination

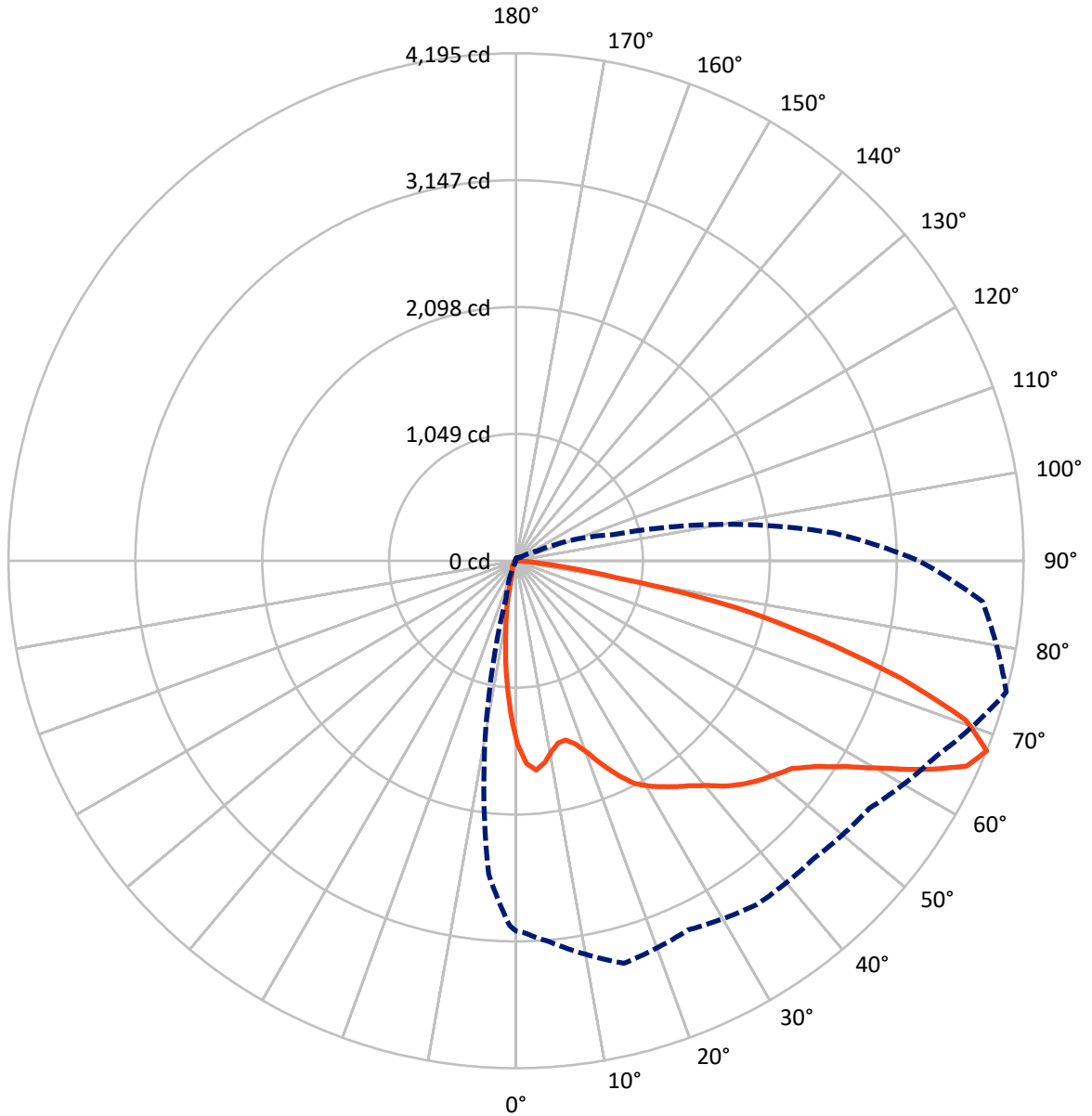
✕ Max cd
 - - - 1/2 Max cd



Based on 10 foot mounting height. Maximum calculated value = 19.6 fc
 Type III - Medium - N/A

REPORT NUMBER: P386082
CATALOG NUMBER: GWC-SA1D-722-U-SLL-HSS

Luminous Intensity Polar Plot



— Vertical Plane Through 75-Deg Lateral - - - Horizontal Cone Through 67.5-Deg Vertical

REPORT NUMBER: P386082

CATALOG NUMBER: GWC-SA1D-722-U-SLL-HSS

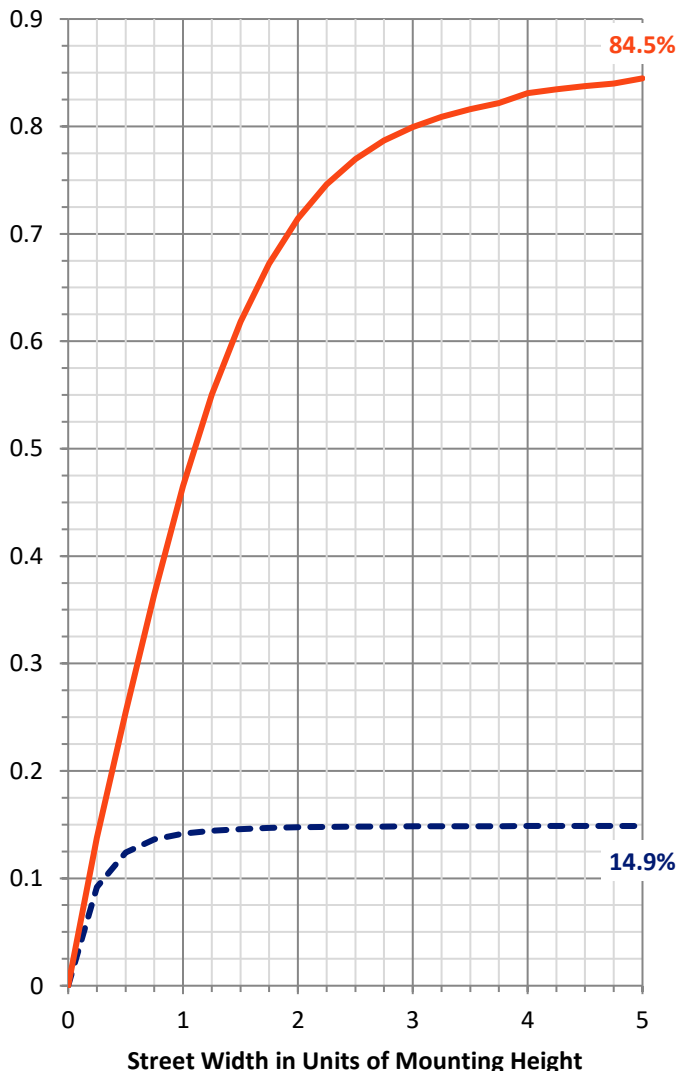
FLUX DISTRIBUTION:

		Downward	Upward	Total
House Side	Lumens	677.8	0.0	677.8
	% Fixture	15.0	0.0	15.0
Street Side	Lumens	3839.2	0.0	3839.2
	% Fixture	85.0	0.0	85.0
Total	Lumens	4517.0	0.0	4517.0
	% Fixture	100.0	0.0	100.0

ZONAL LUMENS:

Zone	Lumens	% Fixture
0°-10°	114.9	2.5
10°-20°	226.3	5.0
20°-30°	320.2	7.1
30°-40°	470.8	10.4
40°-50°	676.7	15.0
50°-60°	952.6	21.1
60°-70°	1112.5	24.6
70°-80°	567.6	12.6
80°-90°	75.4	1.7
90°-100°	0.0	0.0
100°-110°	0.0	0.0
110°-120°	0.0	0.0
120°-130°	0.0	0.0
130°-140°	0.0	0.0
140°-150°	0.0	0.0
150°-160°	0.0	0.0
160°-170°	0.0	0.0
170°-180°	0.0	0.0
0°-90°	4517.0	100.0
0°-180°	4517.0	100.0

Coefficient of Utilization



REPORT NUMBER: P386082

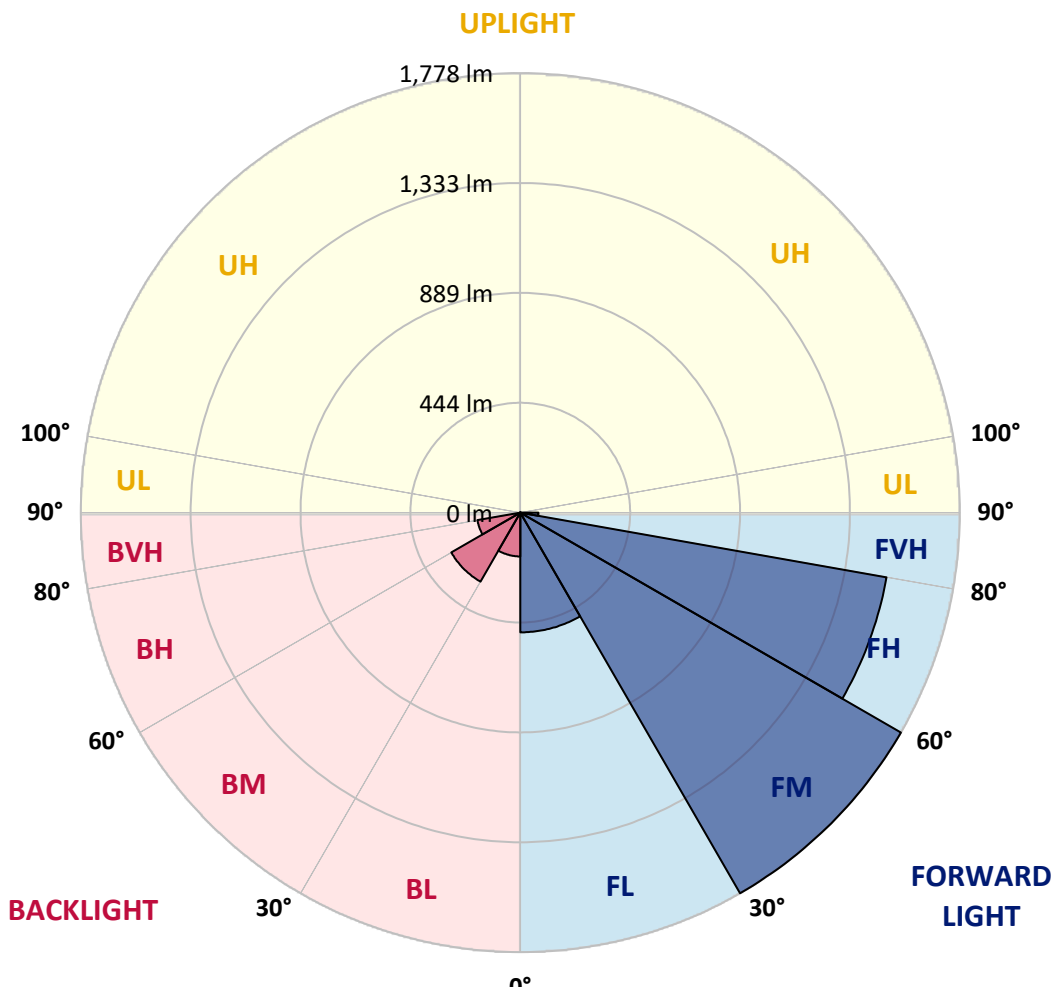
CATALOG NUMBER: GWC-SA1D-722-U-SLL-HSS

LUMINAIRE CLASSIFICATION SYSTEM LUMEN TABLE AND BUG RATING:

Zone	Lumens	% Fixture	Zone Rating/Lumen Limit		
			B	U	G
FL (0°-30°)	484.2	10.7			
FM (30°-60°)	1777.8	39.4			
FH (60°-80°)	1504.0	33.3			G1/1800
FVH (80°-90°)	73.1	1.6			G1/100
BL (0°-30°)	177.3	3.9	B1/500		
BM (30°-60°)	322.2	7.1	B1/1000		
BH (60°-80°)	176.1	3.9	B1/500		G1/500
BVH (80°-90°)	2.3	0.1			G0/10
UL (90°-100°)	0.0	0.0		U0/0	
UH (100°-180°)	0.0	0.0		U0/0	

BUG Rating: B1-U0-G1

Type III Medium





REPORT NUMBER: P386082

CATALOG NUMBER: GWC-SA1D-722-U-SLL-HSS

CANDELA DISTRIBUTION (FULL):

	0°	1°	5°	15°	25°	35°	45°	55°	65°	75°	85°
0°	1515.4	1515.4	1515.4	1515.4	1515.4	1515.4	1515.4	1515.4	1515.4	1515.4	1515.4
2.5°	1642.7	1645.3	1658.5	1689.3	1722.9	1725.5	1748.2	1724.9	1716.9	1679.3	1640.3
5°	1655.1	1664.9	1710.5	1801.0	1879.6	1904.8	1922.8	1877.0	1828.9	1736.8	1638.6
7.5°	1555.2	1571.7	1643.3	1813.2	1953.6	2015.7	2027.4	1955.7	1837.8	1686.3	1538.7
10°	1427.2	1446.0	1532.5	1741.3	1934.1	2040.5	2056.7	1962.8	1793.3	1604.6	1430.6
12.5°	1323.7	1345.7	1434.1	1660.5	1867.2	1984.8	2016.9	1939.0	1754.8	1546.6	1356.8
15°	1275.9	1301.2	1394.1	1608.2	1792.9	1885.6	1912.1	1878.5	1733.4	1537.4	1339.7
17.5°	1303.3	1330.7	1426.6	1612.7	1723.1	1762.7	1784.1	1797.8	1733.4	1592.8	1389.8
20°	1415.7	1445.2	1546.6	1658.3	1665.4	1650.6	1673.5	1721.6	1753.5	1698.1	1510.0
22.5°	1571.0	1605.7	1720.2	1736.4	1637.1	1581.3	1584.3	1659.8	1790.1	1831.6	1676.9
25°	1760.4	1802.7	1919.1	1852.8	1648.9	1540.0	1538.9	1608.9	1825.9	1965.4	1862.9
27.5°	1948.5	1995.1	2097.4	1994.9	1697.5	1532.5	1530.4	1593.5	1860.7	2084.3	2065.9
30°	2106.2	2151.5	2239.7	2097.8	1749.9	1550.0	1539.8	1610.0	1881.5	2161.6	2214.0
32.5°	2234.5	2270.9	2342.2	2168.6	1806.0	1584.1	1561.8	1654.0	1916.8	2226.8	2350.1
35°	2375.8	2414.1	2442.5	2236.0	1868.9	1633.1	1601.2	1724.0	1971.1	2293.2	2499.2
37.5°	2536.9	2575.0	2571.6	2297.7	1948.7	1714.2	1693.8	1834.8	2055.7	2358.9	2665.7
40°	2694.6	2733.5	2705.7	2365.1	2042.4	1847.9	1832.9	2001.3	2168.9	2443.0	2860.9
42.5°	2842.2	2884.4	2824.9	2428.8	2154.1	2016.5	2042.2	2215.7	2310.5	2546.5	3029.0
45°	2961.2	3004.2	2924.8	2490.9	2271.8	2221.1	2298.3	2453.2	2480.8	2634.0	3142.7
47.5°	3047.7	3088.3	2994.2	2552.9	2422.4	2471.2	2605.8	2702.3	2634.7	2710.0	3223.3
50°	3102.9	3134.5	3014.5	2630.6	2620.1	2763.1	2926.1	2973.2	2779.5	2778.5	3321.3
52.5°	3138.0	3152.3	3029.5	2711.7	2826.4	3080.8	3239.8	3254.6	2928.7	2853.8	3453.4
55°	3258.9	3270.4	3135.6	2809.9	2996.9	3359.2	3523.5	3509.8	3097.5	3001.2	3609.1
57.5°	3465.1	3477.3	3354.9	2951.2	3135.0	3531.2	3729.2	3753.8	3295.4	3208.4	3776.0
60°	3568.7	3591.4	3547.7	3130.0	3268.7	3641.2	3869.3	3947.9	3542.8	3481.4	3937.8
62.5°	3474.8	3507.7	3571.0	3328.4	3401.6	3701.8	3913.0	4017.4	3796.1	3799.6	4037.5
65°	3287.3	3313.6	3421.0	3437.1	3478.6	3694.3	3805.1	3920.2	3951.3	4091.9	4032.2
67.5°	3060.9	3070.8	3161.9	3445.7	3366.9	3469.2	3481.2	3566.3	3828.7	4195.4	3870.2
70°	2735.0	2740.4	2820.0	3159.1	2893.4	2915.8	2898.1	2915.4	3291.6	3943.1	3461.3
72.5°	2201.2	2214.6	2327.8	2623.6	2107.9	2043.0	2182.6	2174.8	2535.0	3331.4	2570.7
75°	1620.7	1644.0	1814.9	2113.2	1479.4	1338.2	1440.1	1467.2	1802.1	2576.9	1607.6
77.5°	1134.7	1152.0	1317.7	1553.5	1070.7	956.9	920.1	952.4	1189.5	1864.2	809.9
80°	653.7	660.1	765.8	897.0	721.5	825.5	747.8	770.1	712.8	829.4	348.4
82.5°	427.7	428.8	470.1	533.9	449.3	522.1	386.4	494.1	438.4	333.2	113.4
85°	231.1	232.4	272.6	379.0	254.4	143.8	84.5	173.5	271.1	76.4	31.0
87.5°	25.5	23.3	82.2	137.8	70.6	13.1	4.5	19.5	43.4	4.9	0.0
90°	0.0	0.0	0.0	0.0	0.0	0.0	0.0	0.0	0.0	0.0	0.0



REPORT NUMBER: P386082
 CATALOG NUMBER: GWC-SA1D-722-U-SLL-HSS

CANDELA DISTRIBUTION (continued):

	90°	95°	105°	115°	125°	135°	145°	155°	165°	175°	180°
0°	1515.4	1515.4	1515.4	1515.4	1515.4	1515.4	1515.4	1515.4	1515.4	1515.4	1515.4
2.5°	1620.4	1602.7	1558.4	1511.5	1473.9	1438.6	1403.0	1359.6	1326.0	1319.2	1308.0
5°	1585.8	1529.5	1436.6	1343.3	1268.2	1173.4	1113.3	1066.5	1020.7	1017.9	1008.7
7.5°	1464.7	1390.6	1259.9	1130.9	1025.2	934.9	843.7	782.7	734.8	717.9	707.8
10°	1348.3	1265.0	1101.8	954.5	860.2	780.4	716.2	652.4	594.6	554.8	536.9
12.5°	1267.0	1174.9	995.0	868.1	800.5	724.7	646.4	566.8	500.3	452.3	423.0
15°	1235.5	1137.3	959.3	833.9	750.4	654.6	554.4	463.5	389.6	346.2	319.9
17.5°	1272.9	1158.7	956.5	792.1	675.5	556.3	445.7	338.3	268.8	235.8	218.9
20°	1367.9	1226.7	955.4	741.0	586.5	439.9	301.9	222.5	180.4	162.0	154.1
22.5°	1502.3	1313.6	964.0	690.5	493.9	314.3	208.4	163.5	141.9	132.0	127.5
25°	1675.2	1435.6	988.1	644.7	406.8	234.5	162.4	136.9	121.8	114.0	110.8
27.5°	1859.4	1575.9	1025.8	604.9	335.9	187.0	139.1	117.3	106.3	101.0	98.0
30°	2011.4	1738.6	1063.9	560.6	284.6	163.0	127.3	107.0	94.4	90.9	88.2
32.5°	2144.3	1861.6	1090.8	520.6	251.0	144.9	115.1	95.6	87.1	80.5	77.5
35°	2281.8	1964.1	1090.0	492.6	227.9	131.2	104.8	85.6	75.3	67.6	65.3
37.5°	2430.8	2079.8	1071.4	468.6	217.8	120.3	99.1	80.2	70.0	62.3	59.3
40°	2605.2	2201.4	1052.3	446.1	215.0	111.5	95.0	76.0	65.0	57.6	54.6
42.5°	2775.1	2310.9	1035.6	429.4	203.1	111.3	91.4	72.8	61.2	53.9	50.5
45°	2910.9	2413.0	1032.4	419.4	190.4	115.1	89.4	70.6	58.2	50.9	47.7
47.5°	3023.9	2523.8	1053.0	412.3	178.5	105.1	94.1	69.1	55.4	48.4	44.7
50°	3158.3	2659.9	1101.3	400.8	165.8	94.6	107.8	69.5	53.1	45.8	41.9
52.5°	3345.7	2848.2	1172.4	381.3	148.5	84.9	106.1	70.0	50.5	43.0	39.2
55°	3555.8	3083.4	1248.8	349.0	124.3	72.3	90.9	67.0	45.6	40.0	36.4
57.5°	3776.7	3296.7	1294.1	310.5	98.9	62.5	72.8	61.0	40.2	35.9	33.6
60°	3811.3	3377.8	1273.4	263.2	78.5	54.3	53.9	62.1	35.9	31.7	30.0
62.5°	3725.1	3276.0	1173.0	221.0	65.7	47.7	44.3	54.1	32.5	28.2	26.5
65°	3559.3	3000.6	1010.4	199.2	61.0	40.9	36.8	38.1	28.5	24.6	23.1
67.5°	3328.6	2633.0	829.6	186.8	60.3	35.1	31.5	28.9	24.6	21.4	20.1
70°	2857.0	2193.5	661.8	180.0	58.6	29.5	26.5	23.5	20.5	18.2	17.1
72.5°	2102.7	1554.3	514.8	172.5	59.1	23.5	23.1	19.5	16.5	14.1	13.7
75°	1215.0	888.0	337.7	139.7	56.3	18.2	19.3	13.7	11.6	9.8	9.8
77.5°	647.5	541.6	128.6	58.2	20.5	11.6	10.9	8.1	7.3	6.0	5.8
80°	282.2	238.4	38.7	16.3	11.3	6.2	4.1	3.6	3.2	2.6	2.4
82.5°	99.9	86.2	12.6	7.9	4.9	0.0	0.0	0.0	0.0	0.0	0.0
85°	22.7	16.3	0.0	1.9	0.0	0.0	0.0	0.0	0.0	0.0	0.0
87.5°	0.0	0.0	0.0	0.0	0.0	0.0	0.0	0.0	0.0	0.0	0.0
90°	0.0	0.0	0.0	0.0	0.0	0.0	0.0	0.0	0.0	0.0	0.0



REPORT NUMBER: P386082
 CATALOG NUMBER: GWC-SA1D-722-U-SLL-HSS

CANDELA DISTRIBUTION (continued):

	185°	195°	205°	215°	225°	235°	245°	255°	265°	270°	275°
0°	1515.4	1515.4	1515.4	1515.4	1515.4	1515.4	1515.4	1515.4	1515.4	1515.4	1515.4
2.5°	1285.4	1280.6	1252.8	1253.9	1258.8	1265.9	1249.2	1256.9	1277.6	1297.5	1305.0
5°	993.9	995.0	978.1	988.6	998.0	1004.4	977.4	977.9	994.3	1016.8	1028.6
7.5°	700.3	698.6	699.5	724.5	742.3	729.4	739.5	704.6	706.8	722.8	710.8
10°	520.6	497.1	483.8	502.6	522.1	515.0	497.7	486.4	494.3	512.0	510.8
12.5°	409.1	375.3	355.4	341.9	358.0	344.7	344.3	334.4	323.7	325.7	354.1
15°	307.7	283.1	259.6	237.9	237.5	233.0	210.1	184.4	182.3	183.6	198.4
17.5°	211.6	203.3	193.6	175.0	170.1	151.3	129.0	118.8	113.6	116.0	120.9
20°	148.7	145.5	146.6	136.5	129.5	111.5	98.4	94.4	93.5	95.9	98.2
22.5°	123.3	117.5	116.8	112.3	105.3	92.2	85.2	82.8	81.7	83.9	85.6
25°	107.8	102.1	99.7	96.9	89.4	80.5	76.2	74.0	73.0	74.2	75.3
27.5°	95.0	89.7	87.5	85.6	78.3	71.9	68.5	66.5	65.7	66.1	67.2
30°	85.4	80.7	77.9	75.5	69.3	64.8	61.8	59.9	59.1	59.1	60.1
32.5°	75.3	72.8	70.2	67.2	61.4	58.4	55.4	53.3	52.4	52.6	53.5
35°	62.7	61.8	62.5	59.7	54.8	52.2	49.2	46.9	46.2	46.4	47.3
37.5°	55.6	51.8	54.1	52.6	49.9	46.4	42.6	40.4	39.4	40.0	40.4
40°	51.1	46.4	44.7	46.2	45.8	40.2	36.8	34.7	33.8	34.0	34.5
42.5°	47.3	41.7	37.9	37.7	40.2	35.1	31.5	29.5	28.5	28.5	28.9
45°	43.7	37.7	33.0	29.3	33.8	29.7	26.3	24.6	23.3	23.3	23.5
47.5°	40.9	34.2	28.7	24.0	25.5	24.4	21.6	19.9	18.6	18.6	18.8
50°	38.3	30.8	24.8	20.1	19.0	20.1	17.5	15.6	14.8	14.6	15.0
52.5°	35.5	27.4	21.2	17.1	15.0	15.2	13.7	12.4	11.3	11.3	11.8
55°	32.7	24.6	18.4	14.6	12.4	11.3	10.9	10.1	9.2	9.2	9.6
57.5°	30.0	21.6	15.6	12.0	9.8	9.0	9.0	8.3	7.7	7.7	8.1
60°	27.4	18.6	12.8	9.8	7.7	7.5	7.7	7.1	6.6	6.6	7.1
62.5°	24.4	15.8	10.5	8.1	6.2	6.0	6.6	6.2	5.8	5.8	6.2
65°	20.8	13.5	8.3	6.2	4.7	4.7	5.6	5.1	4.7	4.7	5.1
67.5°	17.5	11.3	6.4	4.5	3.4	3.6	4.7	4.3	4.1	4.1	4.5
70°	14.6	8.8	4.5	2.8	1.9	2.8	3.6	3.6	3.6	3.6	4.1
72.5°	10.9	6.0	2.6	1.1	0.9	1.9	3.0	3.4	3.2	3.2	3.9
75°	7.1	3.4	0.9	0.0	0.0	1.1	2.4	2.8	2.8	2.6	3.2
77.5°	4.1	1.1	0.0	0.0	0.0	0.0	1.5	1.3	1.1	0.9	1.5
80°	1.1	0.0	0.0	0.0	0.0	0.0	0.0	0.0	0.0	0.0	0.0
82.5°	0.0	0.0	0.0	0.0	0.0	0.0	0.0	0.0	0.0	0.0	0.0
85°	0.0	0.0	0.0	0.0	0.0	0.0	0.0	0.0	0.0	0.0	0.0
87.5°	0.0	0.0	0.0	0.0	0.0	0.0	0.0	0.0	0.0	0.0	0.0
90°	0.0	0.0	0.0	0.0	0.0	0.0	0.0	0.0	0.0	0.0	0.0



REPORT NUMBER: P386082
 CATALOG NUMBER: GWC-SA1D-722-U-SLL-HSS

CANDELA DISTRIBUTION (continued):

	285°	295°	305°	315°	325°	335°	345°	355°	359°	360°
0°	1515.4	1515.4	1515.4	1515.4	1515.4	1515.4	1515.4	1515.4	1515.4	1515.4
2.5°	1335.2	1360.5	1396.0	1433.6	1491.6	1537.6	1582.8	1621.5	1636.5	1642.7
5°	1056.8	1093.8	1145.8	1212.6	1317.2	1411.4	1506.8	1602.9	1644.6	1655.1
7.5°	758.3	805.6	871.7	955.4	1078.0	1200.0	1333.3	1474.3	1538.9	1555.2
10°	561.3	619.0	694.8	782.9	900.0	1025.4	1170.7	1331.8	1405.6	1427.2
12.5°	398.2	476.3	577.7	684.9	786.4	898.3	1045.3	1222.9	1300.3	1323.7
15°	233.9	309.4	429.4	573.0	702.9	816.3	965.7	1167.0	1252.4	1275.9
17.5°	134.2	171.8	262.5	422.6	598.9	756.0	940.6	1180.9	1281.5	1303.3
20°	102.5	114.5	151.3	272.2	477.4	696.7	940.6	1259.7	1383.6	1415.7
22.5°	89.7	98.4	113.4	162.4	351.3	633.2	951.6	1373.5	1535.5	1571.0
25°	79.6	87.5	100.4	122.2	239.7	557.6	977.4	1513.2	1714.4	1760.4
27.5°	71.3	78.7	90.3	107.0	163.9	466.5	1012.3	1677.1	1911.7	1948.5
30°	63.8	70.8	81.3	93.1	126.5	363.1	1042.1	1831.6	2066.6	2106.2
32.5°	56.7	63.1	72.5	81.3	103.6	268.5	1045.3	1954.0	2195.2	2234.5
35°	50.1	55.8	64.4	71.3	85.8	212.0	995.4	2060.2	2323.8	2375.8
37.5°	43.7	49.2	56.7	61.8	75.5	172.9	919.2	2178.5	2488.8	2536.9
40°	37.7	42.6	50.3	53.7	71.5	132.9	836.4	2302.6	2650.5	2694.6
42.5°	32.1	36.8	44.3	50.9	62.7	99.3	747.0	2419.0	2796.0	2842.2
45°	26.7	31.7	39.2	53.9	52.0	74.2	651.3	2496.2	2910.9	2961.2
47.5°	21.6	27.2	37.4	51.4	41.5	54.6	575.6	2569.4	2998.0	3047.7
50°	17.3	22.9	42.2	45.8	34.0	41.7	543.9	2634.9	3055.1	3102.9
52.5°	14.1	19.3	39.8	35.1	28.5	34.5	561.0	2741.0	3108.0	3138.0
55°	11.8	15.2	24.0	24.4	24.2	29.3	582.2	2893.4	3244.7	3258.9
57.5°	10.3	12.2	16.7	18.8	20.3	26.1	582.7	3112.1	3456.4	3465.1
60°	8.8	10.7	13.9	15.2	17.5	23.3	561.5	3188.5	3539.6	3568.7
62.5°	7.7	9.4	11.6	12.6	14.8	21.0	511.8	3077.8	3425.3	3474.8
65°	6.8	8.6	9.6	10.7	13.1	18.8	430.1	2856.6	3235.7	3287.3
67.5°	6.0	7.5	8.6	9.6	11.8	16.7	316.7	2599.6	3018.1	3060.9
70°	5.3	6.6	7.7	8.6	10.3	14.1	192.2	2205.9	2717.3	2735.0
72.5°	5.1	6.0	7.1	7.7	9.0	12.4	97.4	1621.1	2172.3	2201.2
75°	4.5	5.3	6.4	6.8	7.9	10.7	39.6	1064.7	1574.2	1620.7
77.5°	3.6	4.9	5.8	6.2	6.8	8.8	20.1	680.4	1104.8	1134.7
80°	1.3	3.6	4.9	5.1	5.8	6.4	13.3	372.5	640.9	653.7
82.5°	0.0	2.4	3.9	3.6	4.1	4.9	8.6	177.2	423.0	427.7
85°	0.0	1.1	3.0	2.4	1.7	3.4	3.0	38.7	221.9	231.1
87.5°	0.0	0.0	0.2	1.1	0.9	1.3	0.4	0.2	20.1	25.5
90°	0.0	0.0	0.0	0.0	0.0	0.0	0.0	0.0	0.0	0.0

Signify Classified - Internal
Cooper Lighting Solutions Photometric Lab
1121 Highway 74 South
Peachtree City, GA 30269

Scaled Data Report



Report Generated By 670245982

Signify Classified - Internal
Cooper Lighting Solutions Photometric Lab
1121 Highway 74 South
Peachtree City, GA 30269

Scaled Data Report



Signify Classified - Internal
Cooper Lighting Solutions Photometric Lab
1121 Highway 74 South
Peachtree City, GA 30269

Scaled Data Report



Signify Classified - Internal
Cooper Lighting Solutions Photometric Lab
1121 Highway 74 South
Peachtree City, GA 30269

Scaled Data Report





--- HS — SS

Signify Classified - Internal
Cooper Lighting Solutions Photometric Lab
1121 Highway 74 South
Peachtree City, GA 30269

Scaled Data Report



u

Signify Classified - Internal
Cooper Lighting Solutions Photometric Lab
1121 Highway 74 South
Peachtree City, GA 30269

Scaled Data Report



Signify Classified - Internal
Cooper Lighting Solutions Photometric Lab
1121 Highway 74 South
Peachtree City, GA 30269

Scaled Data Report



Signify Classified - Internal
Cooper Lighting Solutions Photometric Lab
1121 Highway 74 South
Peachtree City, GA 30269

Scaled Data Report



Signify Classified - Internal
Cooper Lighting Solutions Photometric Lab
1121 Highway 74 South
Peachtree City, GA 30269

Scaled Data Report



(END OF REPORT)